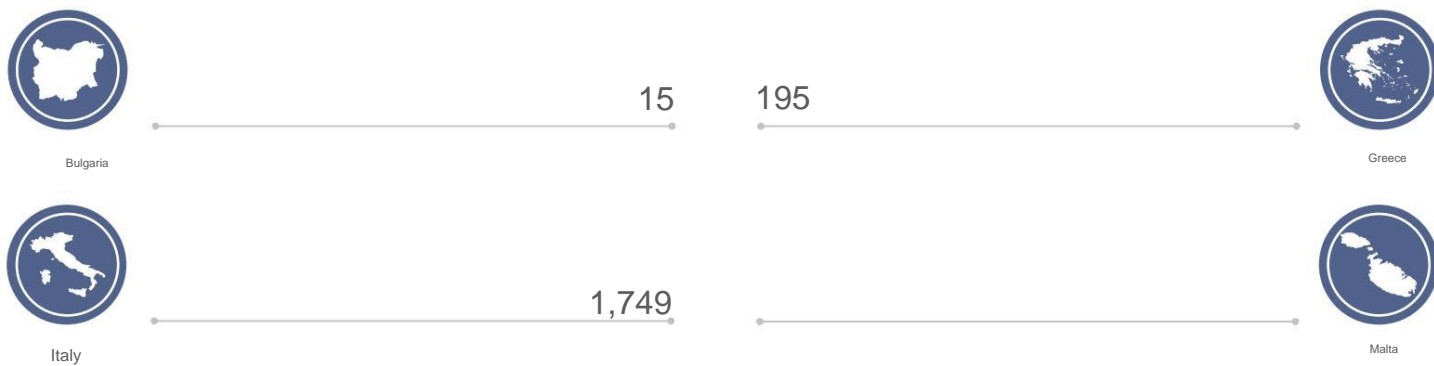




2020 and 1202. The first page depicts the number of Pakistani nationals who arrived by land and sea in the Federation year yy europe f j This snapshot summarizes the available data on Pakistani nationals Eastern Europe in 2021. Data on arrivals and transit are provided by national authorities and then collected by the Matrix team and those who transited the Western Balkans and j European Europe1. It is important not to sum up the numbers, as this would necessitate a double count of migrants who have transited through multiple countries. The second page presents the numbers of citizens j Displacement Tracking of the International Organization for United nations. j What was reported by the Department of Economic and Social Affairs F according Europe 2020 by gender and European region j Migration in Pakistani Residents in

"Regional Guides for Migration Analysis and Policy" (PAMER). The aim of the REMAP DTM program is to promote j This snapshot is part of the outputs of the Displacement Tracking Matrix (DTM) project funded by the European Union Evidence-Afghanistan, Bangladesh, Islamic Republic of Iran, Iraq and Pakistan. j based formulation and implementation of humanitarian and development policies and programs related to migration and forced displacement in

On the 2nd of 2021n The number of Pakistani citizens who arrived by land and sea to the European Union



Number of Pakistani nationals who crossed the western and eastern Balkans region in Europe



Europe in 2021 arrivals=type?europe/int\_iom\_migration://httpMixed migration flows to

Only one by sea to Spain. j 2. The arrival of a citizen of Pakistan has been

In the context of United Nations Security Council Resolution No. (1999) 1244 j reported. 3. References to Kosovo should be understood as coming



Nations j Compiled by the Department of Economic and Social Affairs F j According to the numbers of international migrants for the year 2020, the number of Pakistani citizens in Europe is 603,396. This is a 32% increase from 452,993 in 2015. The number of Pakistani citizens in Europe is classified by gender. The United Nations Department of Economic and Social Affairs estimates the number of immigrants and their composition on the basis of data derived from population censuses and population registers and national surveys. The data set provides estimates of the number of international migrants by age and gender and origin for the midpoint (July 1) of each year: 2015, 2010, 2005, 2000, 1995, 1990, and 2020.



immigrants j Total



male



female

shots

42%

United Nations 2020 - j Europe by Gender X, Department of Economic and Social Affairs F j The number of Pakistani citizens f



53+47L 47%

Northern Europe

+32 200,250 68 liters 32%

Western Europe

Eastern Europe








+24 3,803 76 to





## Europe, United Nations Department of Economic and Social Affairs 2020 - j Appendix 1: Number of Pakistani males and females

 European region	 European countries <sup>5</sup>	 immigrants <sub>j</sub> Total	 male	 female
Northern Europe	Denmark	14,318	7,503	6,815
	Estonia	261	195	66
	Finland	3,134	2,090	1,044
	Iceland	94	69	25
	Ireland	10,570	6,667	3,903
	Latvia		204	24
	Lithuania	7	3	4
	Norway	21,140	10,853	10,287
	Sweden	16,597	9,891	6,706
	United kingdom	537,047	282,645	254,402
south of Europe	Greece	8,823	4,435	4,388
	Italy	124,800	89,557	35,243
	Malta	549	300	249
	Portugal	2,217	1,469	748
	Slovenia	42	31	11
	Spain	63,819	41,074	22,745
Western Europe	Austria	6,097	4,076	2,021
	Belgium	13,246	8,143	5,103
	France	27,203	16,341	10,862
	Germany	79,227	53,993	25,234
	Liechtenstein	7	5	2
	Luxembourg	279	169	110
	Switzerland	5,381	3,304	2,077
	Holland	14,104	8,030	6,074
Eastern Europe	Bulgaria	290	182	108
	Hungary	1,055	780	275
	Poland	278	257	21
	Romania	625	438	187
	Russia	726	579	147
	Slovakia	122	110	12
	Czech Republic	662	501	161

5. Countries are listed in alphabetical order within the categories of the European region.